

Ordering

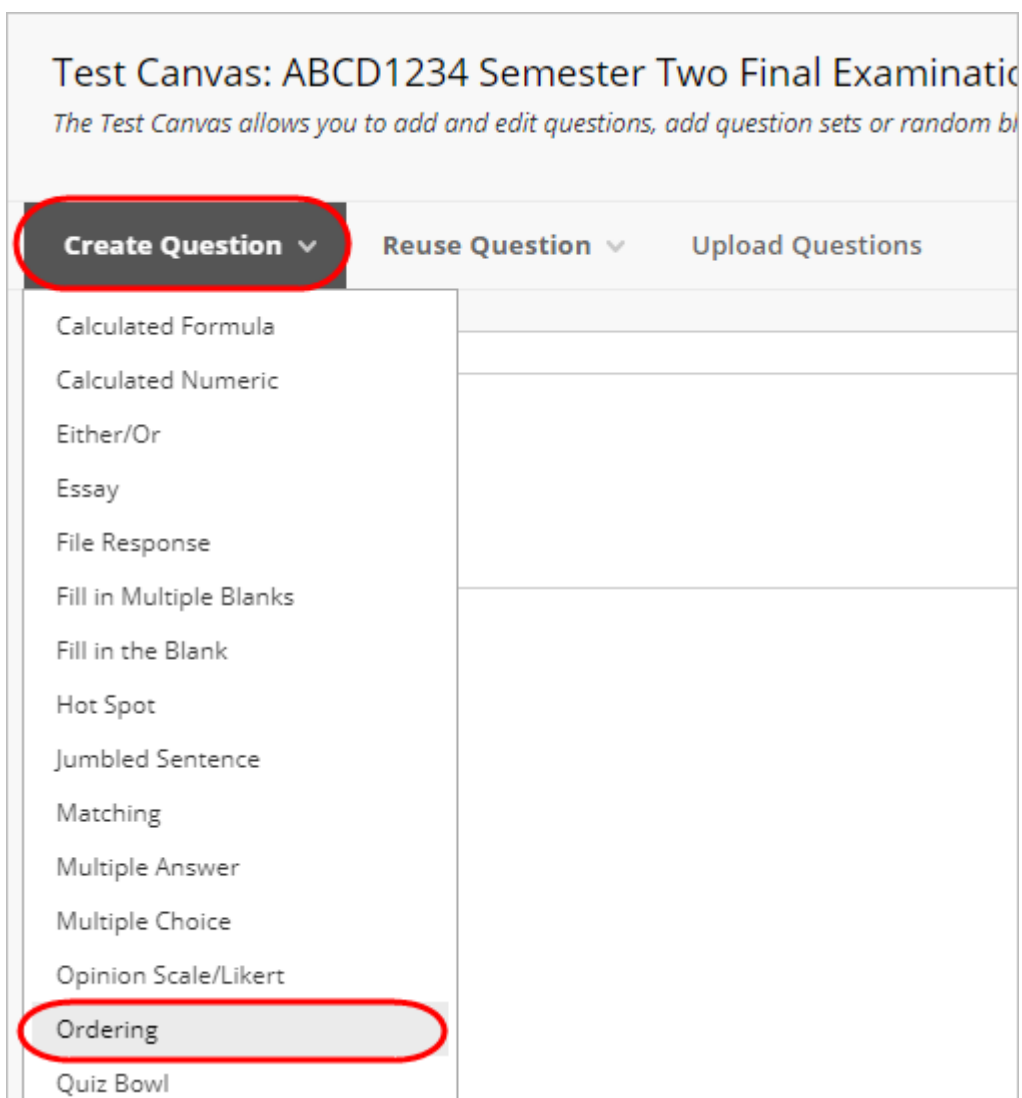
Example question

If I was driving south from Brisbane in what order would I reach the following towns?

1. Tweed Heads
2. Coffs Harbour
3. Port Macquarie
4. Newcastle

Select question type

1. Click on the **Create Question** button.
2. Select **Ordering** from the dropdown list.



The screenshot shows the 'Test Canvas: ABCD1234 Semester Two Final Examination' interface. At the top, there is a header with the title and a subtitle: 'The Test Canvas allows you to add and edit questions, add question sets or random bl'. Below the header, there is a navigation bar with three buttons: 'Create Question' (highlighted with a red oval), 'Reuse Question', and 'Upload Questions'. A dropdown menu is open under 'Create Question', listing various question types. The 'Ordering' option is highlighted with a red oval. The other options in the dropdown are: Calculated Formula, Calculated Numeric, Either/Or, Essay, File Response, Fill in Multiple Blanks, Fill in the Blank, Hot Spot, Jumbled Sentence, Matching, Multiple Answer, Multiple Choice, Opinion Scale/Likert, and Quiz Bowl.

Test Canvas: ABCD1234 Semester Two Final Examination
<i>The Test Canvas allows you to add and edit questions, add question sets or random bl</i>
Create Question ▼ Reuse Question ▼ Upload Questions
Calculated Formula
Calculated Numeric
Either/Or
Essay
File Response
Fill in Multiple Blanks
Fill in the Blank
Hot Spot
Jumbled Sentence
Matching
Multiple Answer
Multiple Choice
Opinion Scale/Likert
Ordering
Quiz Bowl

Question

1. Enter a **title** for the question in the **Question Title** textbox.
2. Enter the **question** in the **Question Text** textbox.

QUESTION

Enter the question text, set the point value, then add the answers in the correct order. Click **Next** to set the display order for the answers and provide feedback for user responses.

Question Title **Driving south**

* Question Text
For the toolbar, press ALT+F10 (PC) or ALT+FN+F10 (Mac).

If I was driving south from Brisbane in what order would I reach the following towns?

Path: p Words:16

Options

1. Select the required option from the **Answer Numbering** dropdown list.

Note: Ensure you choose the same option consistently.

2. Optionally, check the **Allow Partial Credit** checkbox.

Note: If you leave this checkbox unchecked, students will need order all answers correctly to receive any marks.

OPTIONS

Answer Numbering **Lowercase Letters (a, b, c)**

Allow Partial Credit ☒

Answers

1. Select the required number from the **Number of Answers** dropdown list.

Tip: If you require less than four answer options, click on the **Remove** button to delete an answer option.

2. Enter each answer in a separate **Answer** textbox in the **correct order**.

ANSWERS

Select the number of answer items and enter the answers in their correct order.

Number of Answers

4

Answer a.

Remove

For the toolbar, press ALT+F10 (PC) or ALT+FN+F10 (Mac).

Tweed Heads

Path: p Words:2

3. Click on the **Next** button.

Newcastle

Path: p Words:1

Click **Next** to continue creating this Ordering question. Click **Cancel** to quit.

Cancel **Next**

Answer order

1. Check the answers are displaying in the correct order in the **Correct Order** column.
2. Click and drag the answers in the **Display Order** column to rearrange them.

Note: The Display Order will be the order in which all students see the answers when attempting the question.

ANSWERS

Set the display order for the answer items.

Correct Order

Position: 1

Tweed Heads

Position: 2

Coffs Harbour

Position: 3

Port Macquarie

Position: 4

Newcastle

Display Order ↑↓

Correct Position: 2

Coffs Harbour

Correct Position: 1

Tweed Heads
Correct Position: 3

Port Macquarie

Correct Position: 4

Newcastle



Feedback (optional)

Giving specific correct or incorrect response feedback is optional.

1. Enter correct response feedback in the **Correct Response Feedback** textbox.
2. Enter incorrect response feedback in the **Incorrect Response Feedback** textbox.

FEEDBACK

Enter feedback that will display in response to a correct answer and an incorrect answer. If partial credit is allowed, answers that are partially correct will receive the feedback for an incorrect answer.

Correct Response Feedback

For the toolbar, press ALT+F10 (PC) or ALT+FN+F10 (Mac).

Well done, you selected the correct answer.

Path: p Words:7

Incorrect Response Feedback

For the toolbar, press ALT+F10 (PC) or ALT+FN+F10 (Mac).

Nice try, however your selection was not the correct answer.

Categories and Keywords (optional)

Adding categories and keywords to questions allows you to search your tests and pools for questions by topic, category, level of difficulty or keyword.

Add a new topic/category/level of difficulty/keyword:

1. Click on the **Add** button.
2. Enter a word in the **Add Tag** textbox.
3. Click on the **OK** button to submit.

CATEGORIES AND KEYWORDS

Click **Add** to add a Category, Topic, Level of Difficulty, or Keyword to the question. Click the X icon to remove it. Click an existing entry to access a complete list of Categories, Topics, Levels of Difficulty, or Keywords.

Categories: None | Add Tag | common knowledge | OK | Choose from Existing

Topics: None | Add

Levels of Difficulty: None | Add

Keywords: None | Add


Add an existing topic/category/level of difficulty/keyword:

1. Click on the **Add** button.
2. Click on the **Choose from Existing** button.

3. Select a word from the dropdown list.

CATEGORIES AND KEYWORDS


Click **Add** to add a Category, Topic, Level of Difficulty, or Keyword to the question. Click the X icon to remove it. Click an existing entry to access a complete list of Categories, Topics, Levels of Difficulty, or Keywords.

Categories: common knowledge 

Topics: None

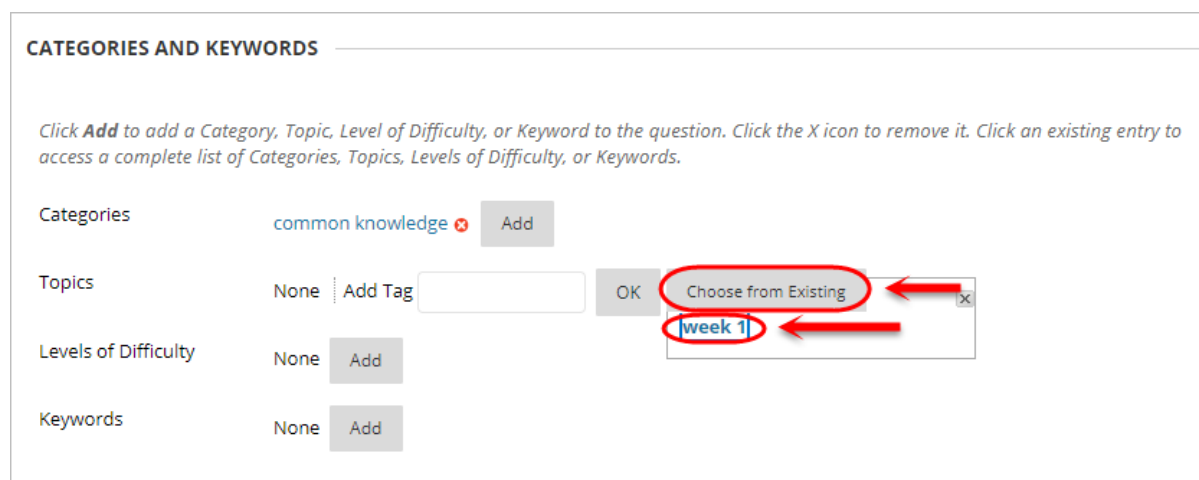
Choose from Existing

week 1



Levels of Difficulty: None

Keywords: None



Tip: Click on the (x) button to delete a topic/category/level of difficulty/keyword.


Instructor Notes (optional)

1. Enter any notes for the marker in the **Instructor Notes** textbox.

Note: Instructor notes cannot be viewed by students.

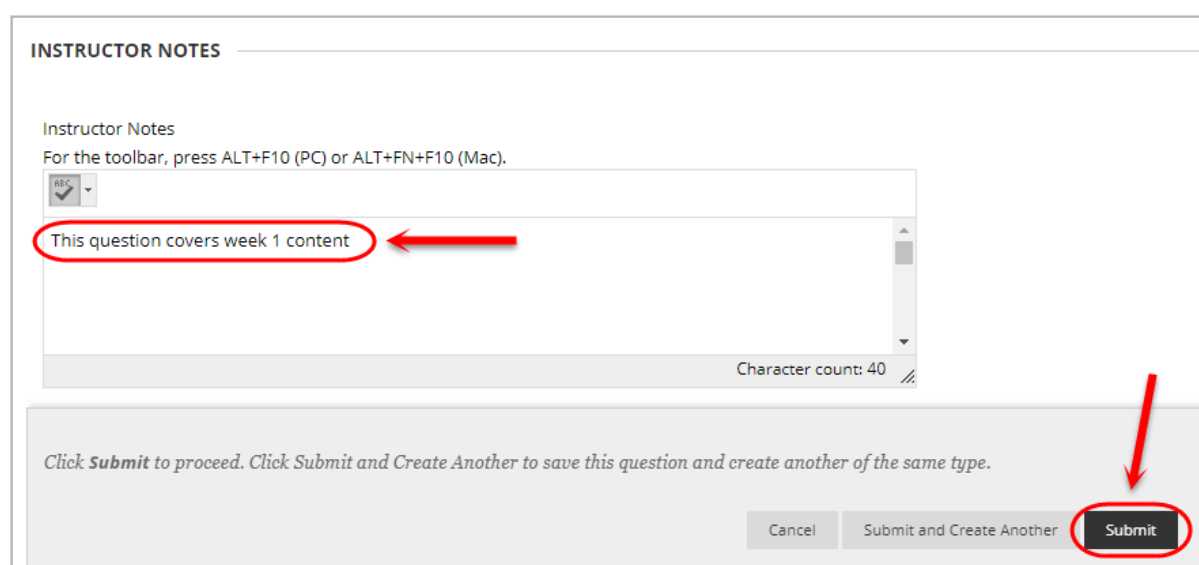
INSTRUCTOR NOTES

Instructor Notes
For the toolbar, press ALT+F10 (PC) or ALT+FN+F10 (Mac).




Character count: 40


Click **Submit** to proceed. Click **Submit and Create Another** to save this question and create another of the same type.



Submit

1. Click on the **Submit** button.
2. The question will then be added to your test.

1. Ordering: Driving south: If I was driving south from Brisbane ...  Points: 10

Success: Question created. 

Question	If I was driving south from Brisbane in what order would I reach the following towns?	
Answer	Display Order	Correct Order
	a. Coffs Harbour	b. Tweed Heads
	b. Tweed Heads	a. Coffs Harbour
	c. Newcastle	d. Port Macquarie
	d. Port Macquarie	c. Newcastle

