

Fill in Multiple Blanks

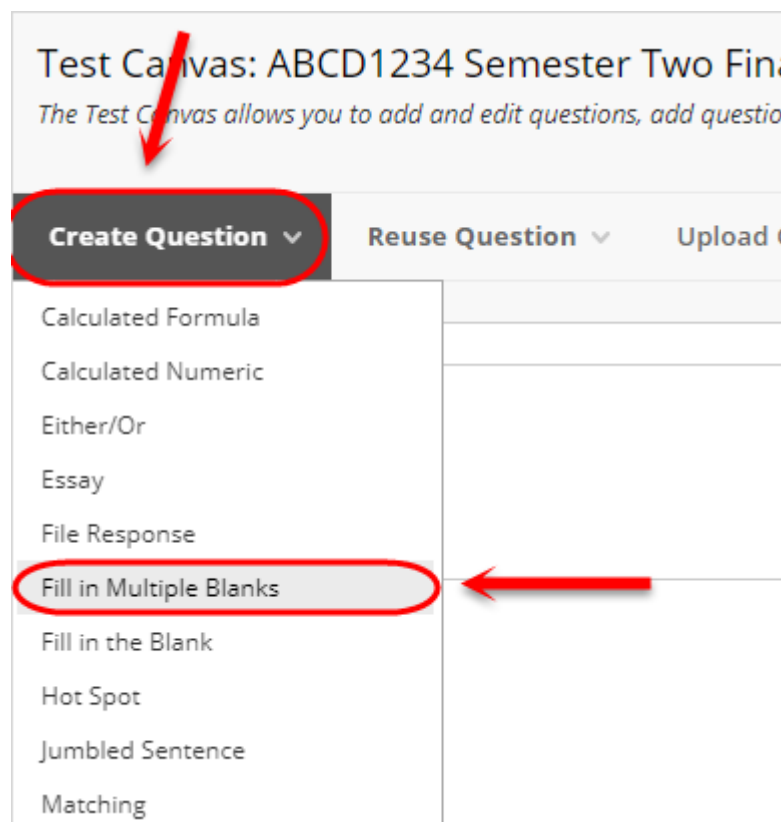
Overview

Example question

More than 7000 people died within a matter **[of]** days when toxic gas leaked **[at]** a chemical plant in Bhopal, India. The leak began at **[night]** and continued for several hours unnoticed. Since **[then]** exposure to the toxins created by the leak **[has]** resulted in the deaths of a further 15000 people.

Select question type


1. Click on the **Create Question** button.
2. Select **Fill in Multiple Blanks** from the dropdown list.



Question

1. Enter a **title** for the question in the **Question Title** textbox.
2. Enter the **question** in the **Question Text** textbox, including **unique variables** in square brackets for where the dropdown lists are to be placed (i.e. [a], [b], [c]).


QUESTION

Question Title Chemical Plant 

* Question Text

For the toolbar, press ALT+F10 (PC) or ALT+FN+F10 (Mac).

Paragraph Arial 3 (12pt)



More than 7000 people died within a matter [a] days when toxic gas leaked [b] a chemical plant in Bhopal, India. The leak began at [c] and continued for several hours unnoticed. Since [d] exposure to the toxins created by the leak [e] resulted in the deaths of a further 15000 people.

Options


1. Check the **Allow Partial Credit** checkbox.

Note: If you uncheck this checkbox, students will need to match all options correctly to receive any marks.


2. Click on the **Next** button.

OPTIONS

Allowing partial credit will give a percentage of the total points for partially correct answers.

Allow Partial Credit ☒ 

*Click **Next** to specify correct answers and provide feedback. Click **Cancel** to quit.*

Cancel **Next** 

Answers

1. Enter each answer, select the required number of answer options from the **Number of Answers** dropdown list (i.e. if there is more than one correct answer for each variable).

Tip: Click on the **Remove** button to delete an answer.

2. Enter each answer, enter the correct answer(s) in separate **Answer** textboxes.
3. Optionally, check the **Case Sensitive** checkbox.
4. Click on the **Next** button.

3. Click on the **OK** button to submit.

CATEGORIES AND KEYWORDS

*Click **Add** to add a Category, Topic, Level of Difficulty, or Keyword to the question. Click the X icon to remove it. Click an existing entry to access a complete list of Categories, Topics, Levels of Difficulty, or Keywords.*

Categories: None | Add Tag common knowledge OK Choose from Existing

Topics: None Add

Levels of Difficulty: None Add

Keywords: None Add

Detailed description: This screenshot shows the 'CATEGORIES AND KEYWORDS' section of a form. At the top, there is a header 'CATEGORIES AND KEYWORDS' followed by a horizontal line. Below this is a paragraph of instructions: 'Click **Add** to add a Category, Topic, Level of Difficulty, or Keyword to the question. Click the X icon to remove it. Click an existing entry to access a complete list of Categories, Topics, Levels of Difficulty, or Keywords.' There are four rows of input fields: 'Categories', 'Topics', 'Levels of Difficulty', and 'Keywords'. Each row has a 'None' button, an 'Add Tag' button, and an 'Add' button. In the 'Categories' row, the 'Add Tag' button is highlighted with a red circle, and the text 'common knowledge' is entered next to it. The 'OK' button is also highlighted with a red circle. Two red arrows point from the top of the form to the 'Add Tag' button and the 'OK' button. The 'Choose from Existing' button is a grey button to the right of the 'OK' button.

Add an existing topic/category/level of difficulty/keyword:

1. Click on the **Add** button.
2. Click on the **Choose from Existing** button.
3. Select a word from the dropdown list.

CATEGORIES AND KEYWORDS

*Click **Add** to add a Category, Topic, Level of Difficulty, or Keyword to the question. Click the X icon to remove it. Click an existing entry to access a complete list of Categories, Topics, Levels of Difficulty, or Keywords.*

Categories: common knowledge X Add

Topics: None Add Tag OK Choose from Existing week 1 X

Levels of Difficulty: None Add

Keywords: None Add

Detailed description: This screenshot shows the 'CATEGORIES AND KEYWORDS' section of a form. At the top, there is a header 'CATEGORIES AND KEYWORDS' followed by a horizontal line. Below this is a paragraph of instructions: 'Click **Add** to add a Category, Topic, Level of Difficulty, or Keyword to the question. Click the X icon to remove it. Click an existing entry to access a complete list of Categories, Topics, Levels of Difficulty, or Keywords.' There are four rows of input fields: 'Categories', 'Topics', 'Levels of Difficulty', and 'Keywords'. Each row has a 'None' button, an 'Add Tag' button, and an 'Add' button. In the 'Categories' row, the text 'common knowledge' is entered next to the 'Add Tag' button, and there is a red 'X' icon to the right of the text. The 'Add' button is highlighted with a red circle. In the 'Topics' row, the 'Add Tag' button is highlighted with a red circle, and the text 'week 1' is entered next to it. The 'Choose from Existing' button is highlighted with a red circle. Two red arrows point from the top of the form to the 'Add Tag' button and the 'Choose from Existing' button. The 'OK' button is a grey button to the right of the 'Add Tag' button. The 'Choose from Existing' button is a grey button to the right of the 'OK' button. The 'week 1' text is in a dropdown menu that is open, showing a list of options. A red 'X' icon is to the right of the dropdown menu.

Tip: Click on the **(x)** button to delete a topic/category/level of difficulty/keyword.

Instructor Notes (optional)

1. Enter any notes for the marker in the **Instructor Notes** textbox.

Note: Instructor notes cannot be viewed by students.

INSTRUCTOR NOTES

Instructor Notes

For the toolbar, press ALT+F10 (PC) or ALT+FN+F10 (Mac).

ABC

✓

This question covers week 1 content

Character count: 40

Click **Submit** to proceed. Click **Submit and Create Another** to save this question and create another of the same type.

Cancel
Submit and Create Another

Submit

Submit

1. Click on the **Submit** button.
2. The question will then be added to your test.

1. Fill in Multiple Blanks: Chemical Plant: More than 7000 people died within a m...

Points: 10

Success: Question created. ✖

Question

More than 7000 people died within a matter [a] days when toxic gas leaked [b] a chemical plant in Bhopal, India. The leak began at [c] and continued for several hours unnoticed. Since [d] exposure to the toxins created by the leak [e] resulted in the deaths of a further 15000 people.

Evaluation Method	Answers for: a	Case Sensitivity
Exact Match	of	Case Sensitive
Evaluation Method	Answers for: b	Case Sensitivity
Exact Match	at	Case Sensitive
Evaluation Method	Answers for: c	Case Sensitivity
Exact Match	night	Case Sensitive
Evaluation Method	Answers for: d	Case Sensitivity
Exact Match	then	Case Sensitive
Evaluation Method	Answers for: e	Case Sensitivity
Exact Match	has	Case Sensitive